

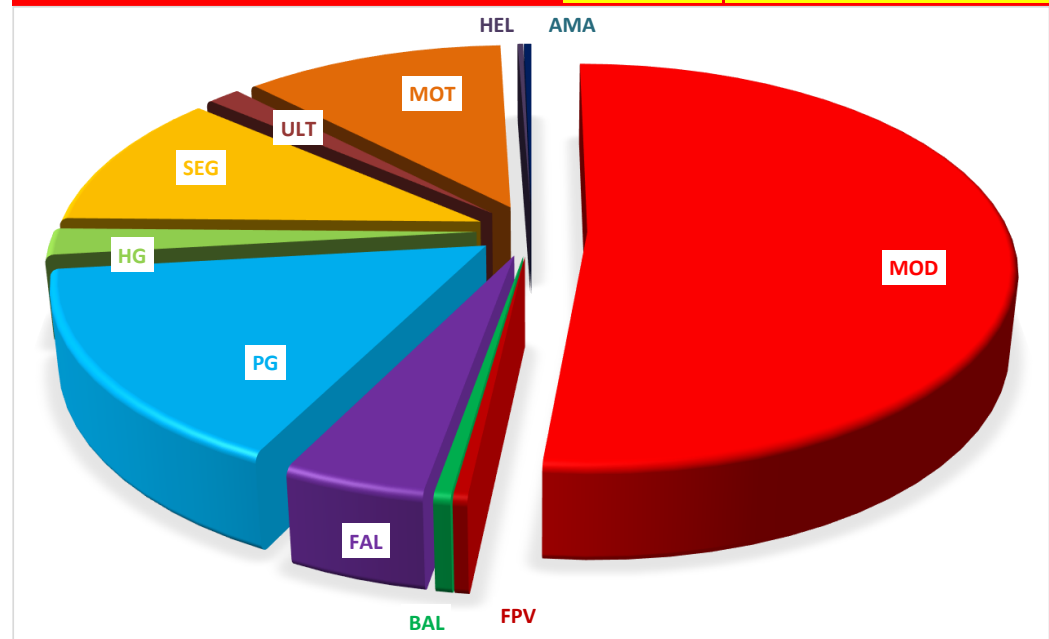
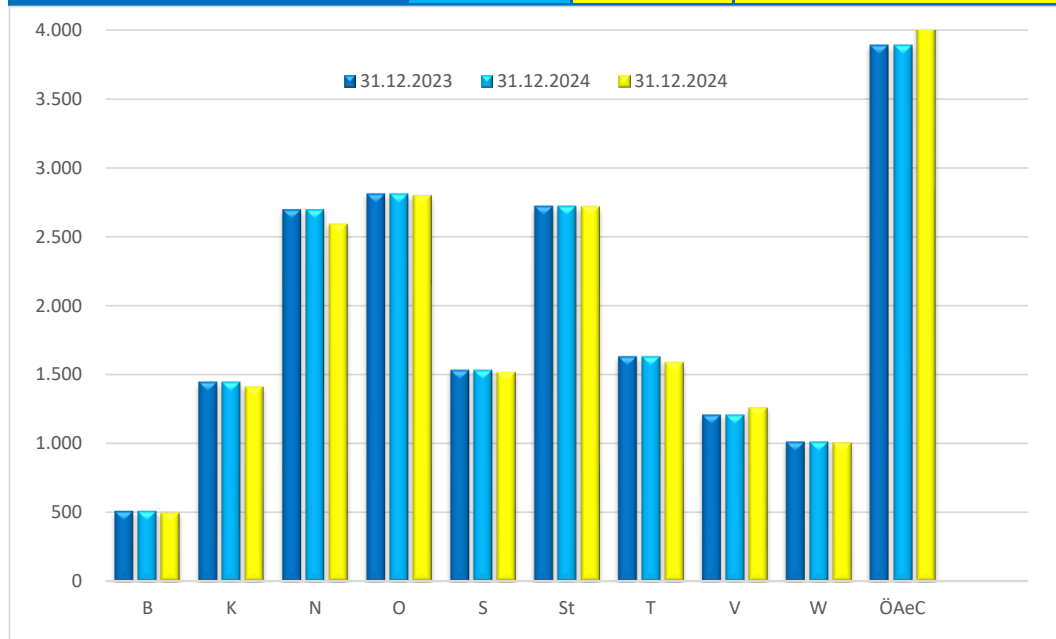
ÖAeC - Mitgliederstatistik

31.12.2024



LANDESVÄRBÄNDE	31.12.2023	31.12.2023	31.12.2024	Differenz zu Vorjahr		Anteil
B	512	512	499	-13	-3%	3%
K	1.449	1.449	1.414	-35	-2%	7%
N	2.697	2.697	2.597	-100	-4%	13%
O	2.811	2.811	2.804	-7	0%	14%
S	1.533	1.533	1.520	-13	-1%	8%
St	2.722	2.722	2.722	0	0%	14%
T	1.632	1.632	1.592	-40	-2%	8%
V	1.210	1.210	1.263	53	4%	6%
W	1.013	1.013	1.008	-5	0%	5%
ÖAeC	3.890	3.890	4.050	160	4%	21%
GESAMT	19.469	19.469	19.469	0	0%	100%

SEKTIONEN	31.12.2023	31.12.2023	31.12.2024	Differenz zu Vorjahr		Anteil
MOD	11.977	11.977	11.711	-266	-2%	52%
FPV	0	0	105	105	#DIV/0!	0%
BAL	130	130	124	-6	-5%	1%
FAL	967	967	1.041	74	8%	5%
PG	3.318	3.318	3.577	259	8%	16%
HG	476	476	482	6	1%	2%
SEG	2.507	2.507	2.497	-10	0%	11%
ULT	320	320	329	9	3%	1%
MOT	2.603	2.603	2.636	33	1%	12%
HEL	61	61	56	-5	-8%	0%
AMA	71	71	75	4	6%	0%
GESAMT	22.430	22.430	22.633	203	1%	100%

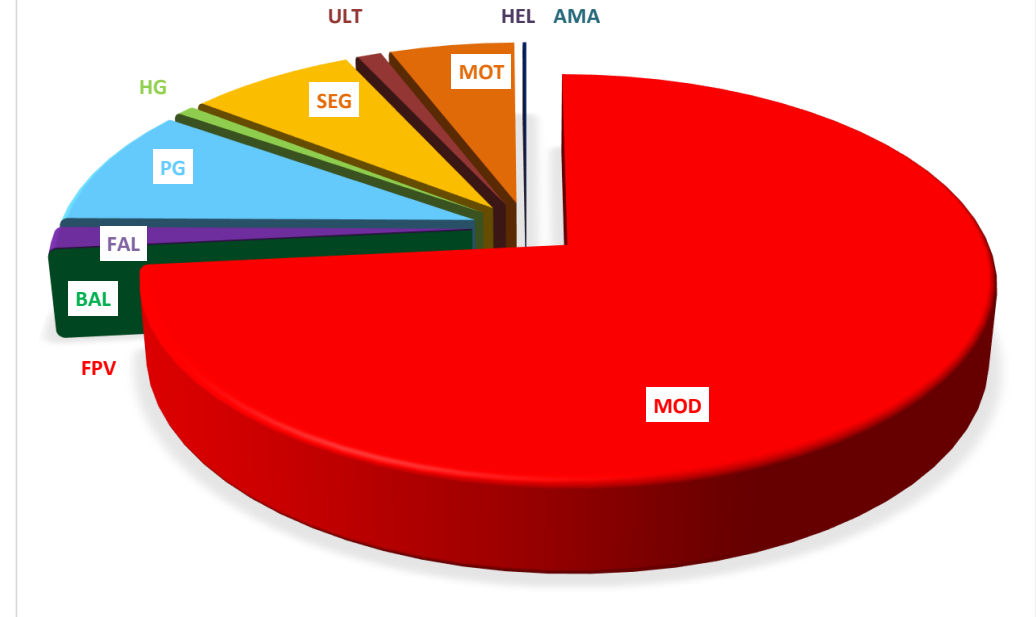
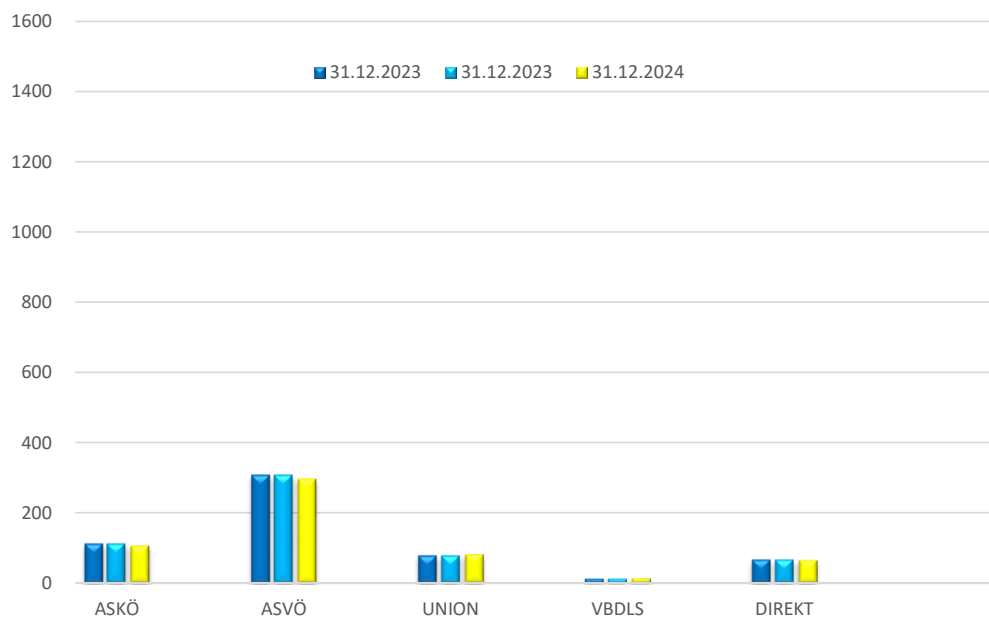


ÖAeC - Mitgliederstatistik



BURGENLAND	31.12.2023		31.12.2023	31.12.2024	Differenz		Anteil
	31.12.2023	31.12.2023	31.12.2023	31.12.2024	MGD	%	
	ASKÖ	113	113	107	-6	-5,31	
ASVÖ	307	307	296	-11	-3,58	52%	
UNION	79	79	82	3	+3,80	15%	
VBDLS	13	13	14	1	+7,69	2%	
DIREKT	68	68	66	-2	-2,94	12%	
GESAMT	580	580	565	-15	-2,59	100%	

BURGENLAND	31.12.2023		31.12.2023	31.12.2024	Differenz		Anteil
	31.12.2023	31.12.2023	31.12.2023	31.12.2024	MGD	%	
	MOD	476	476	467	-9	-1,89	
FPV	0	0	0	0	#DIV/0!	0%	
BAL	0	0	0	0	#DIV/0!	0%	
FAL	11	11	11	0	+0,00	2%	
PG	62	62	61	-1	-1,61	10%	
HG	5	5	5	0	+0,00	1%	
SEG	47	47	48	1	+2,13	8%	
ULT	6	4	7	3	+75,00	1%	
MOT	41	41	36	-5	-12,20	6%	
HEL	1	1	0	-1	-100,00	0%	
AMA	1	1	1	0	+0,00	0%	
GESAMT	650	648	636	-12	-1,85	100%	

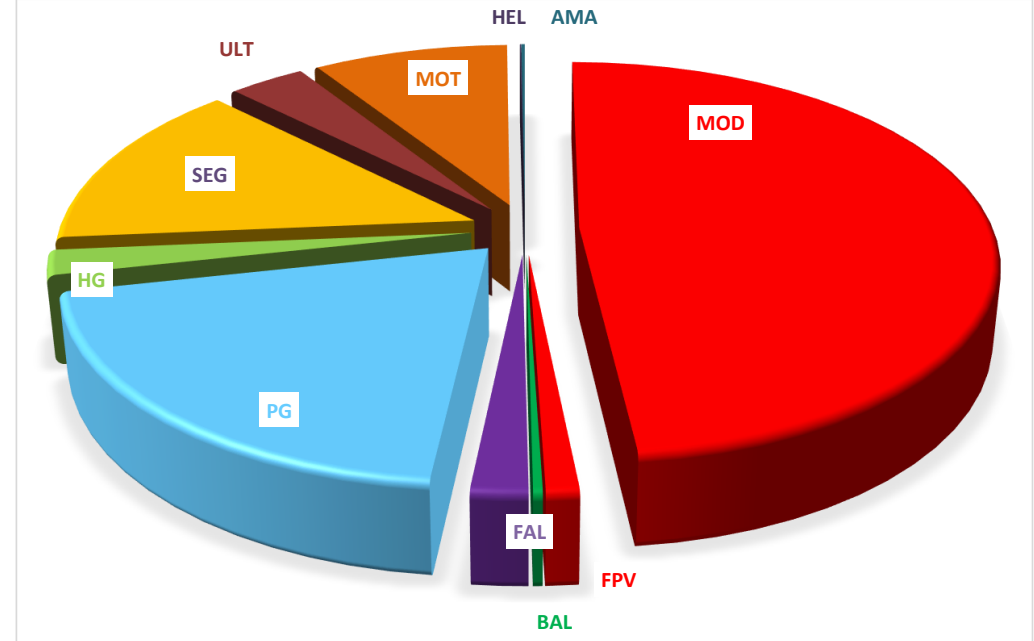
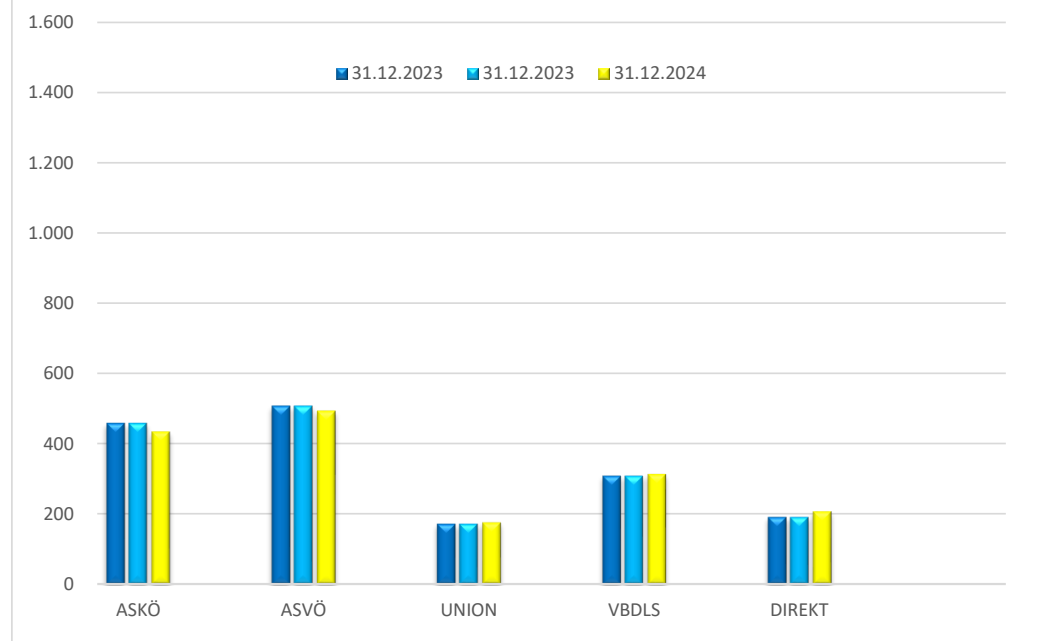


ÖAeC - Mitgliederstatistik



	31.12.2023		31.12.2024	Differenz		Anteil
	31.12.2023	31.12.2023	31.12.2024	MGD	%	
ASKÖ	459	459	433	-26	-5,66	27%
ASVÖ	508	508	492	-16	-3,15	30%
UNION	173	173	176	3	+1,73	11%
VBDLS	309	309	313	4	+1,29	19%
DIREKT	192	192	207	15	+7,81	13%
GESAMT	1.641	1.641	1.621	-20	-1,22	100%

	31.12.2023		31.12.2024	Differenz		Anteil
	31.12.2023	31.12.2023	31.12.2024	MGD	%	
MOD	963	963	928	-35	-3,63	48%
FPV	1	1	21	20	#####	1%
BAL	7	7	6	-1	-14,29	0%
FAL	41	41	36	-5	-12,20	2%
PG	355	355	382	27	+7,61	20%
HG	39	39	39	0	+0,00	2%
SEG	261	261	266	5	+1,92	14%
ULT	60	51	66	15	+29,41	3%
MOT	174	174	170	-4	-2,30	9%
HEL	1	1	1	0	+0,00	0%
AMA	2	2	3	1	+50,00	0%
GESAMT	1.904	1.895	1.918	23	1,21	100%

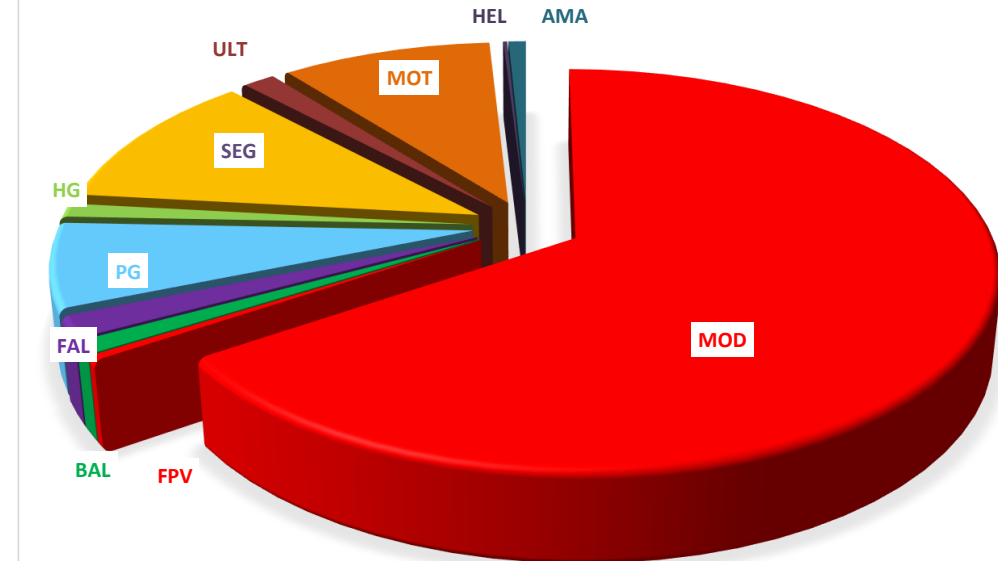
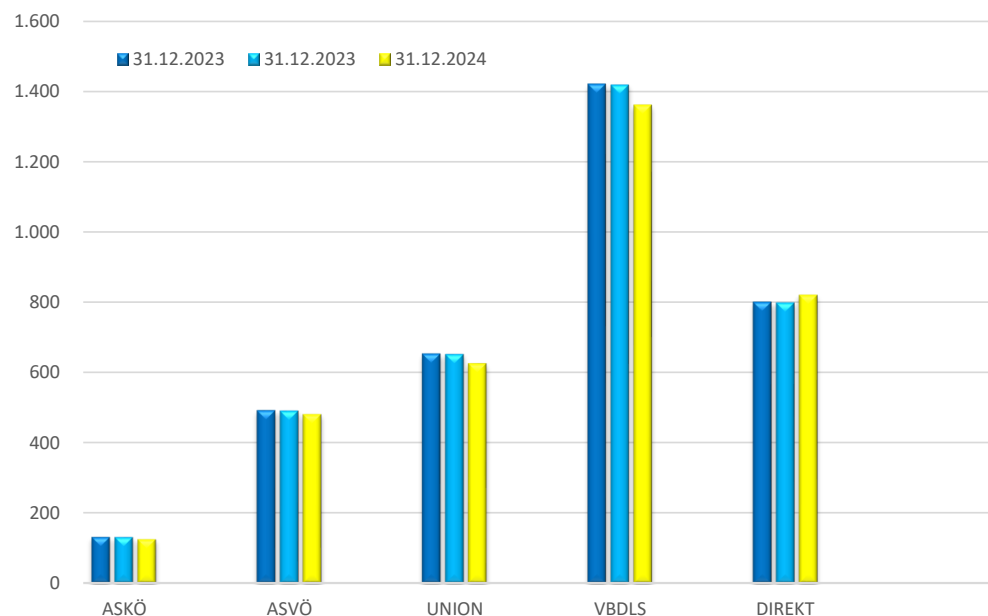


ÖAeC - Mitgliederstatistik



	31.12.2023	31.12.2023	31.12.2024	Differenz		Anteil
				MGD	%	
ASKÖ	132	132	126	-6	-4,55	4%
ASVÖ	492	492	482	-10	-2,03	14%
UNION	653	653	627	-26	-3,98	18%
VBDLS	1.420	1.420	1.362	-58	-4,08	40%
DIREKT	800	800	822	22	+2,75	24%
GESAMT	3.497	3.497	3.419	-78	-2,23	100%

	31.12.2023	31.12.2023	31.12.2024	Differenz		Anteil
				MGD	%	
MOD	2.670	2.670	2.598	-72	-2,70	66%
FPV	2	2	16	14	#####	0%
BAL	40	40	42	2	+5,00	1%
FAL	66	66	70	4	+6,06	2%
PG	260	260	271	11	+4,23	7%
HG	42	42	44	2	+4,76	1%
SEG	468	468	446	-22	-4,70	11%
ULT	60	43	58	15	+34,88	1%
MOT	383	383	379	-4	-1,04	10%
HEL	7	7	7	0	+0,00	0%
AMA	30	30	31	1	+3,33	1%
GESAMT	4.028	4.011	3.962	-49	-1,22	100%

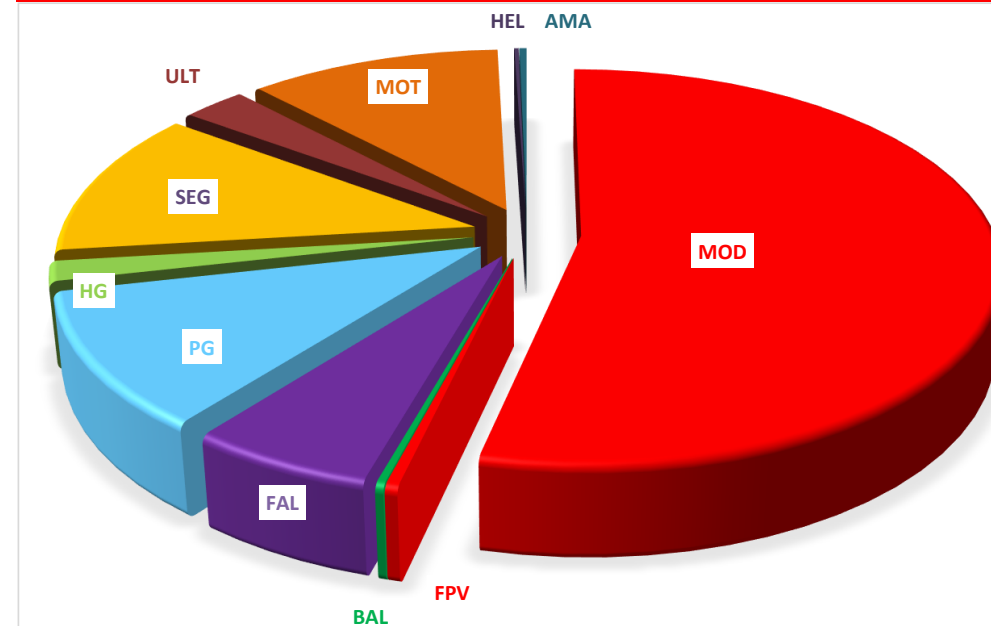
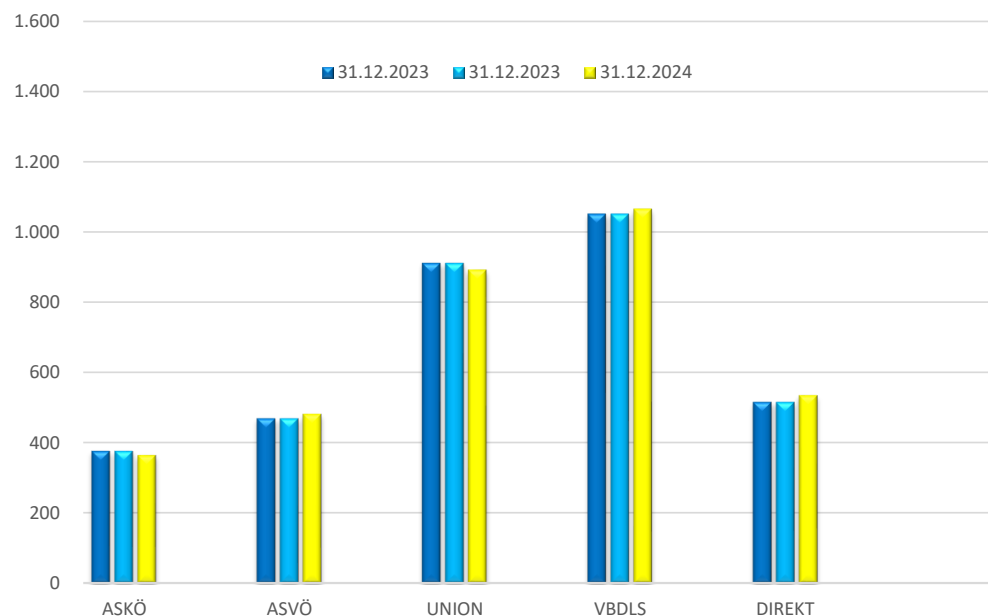


ÖAeC - Mitgliederstatistik



OBERÖSTERREICH	31.12.2023		31.12.2023	31.12.2024	Differenz		Anteil
	31.12.2023	31.12.2023	31.12.2023	31.12.2024	MGD	%	
	ASKÖ	377	377	365	-12	-3,18	
ASVÖ	470	470	482	12	+2,55	14%	
UNION	912	912	892	-20	-2,19	27%	
VBDLS	1.052	1.052	1.065	13	+1,24	32%	
DIREKT	517	517	535	18	+3,48	16%	
GESAMT	3.328	3.328	3.339	11	+0,33	100%	

OBERÖSTERREICH	31.12.2023		31.12.2023	31.12.2024	Differenz		Anteil
	31.12.2023	31.12.2023	31.12.2023	31.12.2024	MGD	%	
	MOD	2.173	2.173	2.146	-27	-1,24	
FPV	6	6	17	11	#####	0%	
BAL	7	7	11	4	+57,14	0%	
FAL	235	235	246	11	+4,68	6%	
PG	406	406	438	32	+7,88	11%	
HG	68	68	65	-3	-4,41	2%	
SEG	489	489	481	-8	-1,64	12%	
ULT	119	99	115	16	+16,16	3%	
MOT	449	449	459	10	+2,23	11%	
HEL	7	7	8	1	+14,29	0%	
AMA	13	13	13	0	+0,00	0%	
GESAMT	3.972	3.952	3.999	47	1,19	100%	

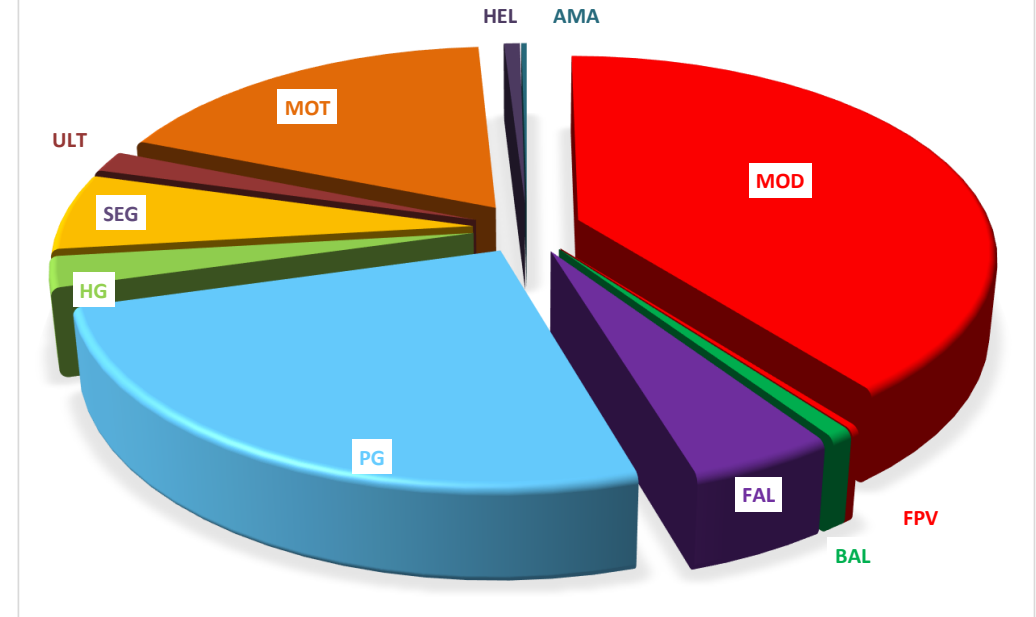
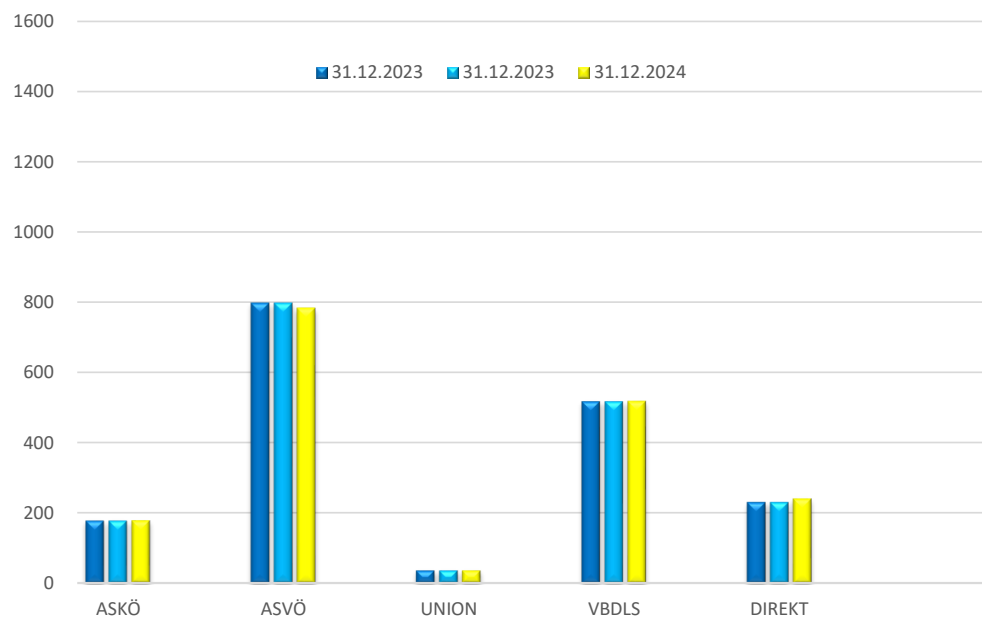


ÖAeC - Mitgliederstatistik



	31.12.2023	31.12.2023	31.12.2024	Differenz		Anteil
				MGD	%	
ASKÖ	179	179	180	1	+0,56	10%
ASVÖ	799	799	784	-15	-1,88	44%
UNION	37	37	37	0	+0,00	2%
VBDLS	518	518	519	1	+0,19	29%
DIREKT	232	232	242	10	+4,31	14%
GESAMT	1.765	1.765	1.762	-3	-0,17	100%

	31.12.2023	31.12.2023	31.12.2024	Differenz		Anteil
				MGD	%	
MOD	831	831	819	-12	-1,44	40%
FPV	1	1	6	5	#####	0%
BAL	17	17	16	-1	-5,88	1%
FAL	99	99	99	0	+0,00	5%
PG	495	495	523	28	+5,66	25%
HG	50	50	52	2	+4,00	3%
SEG	129	129	130	1	+0,78	6%
ULT	35	29	36	7	+24,14	2%
MOT	363	363	371	8	+2,20	18%
HEL	19	19	15	-4	-21,05	1%
AMA	4	4	5	1	+25,00	0%
GESAMT	2.043	2.037	2.072	35	1,72	100%

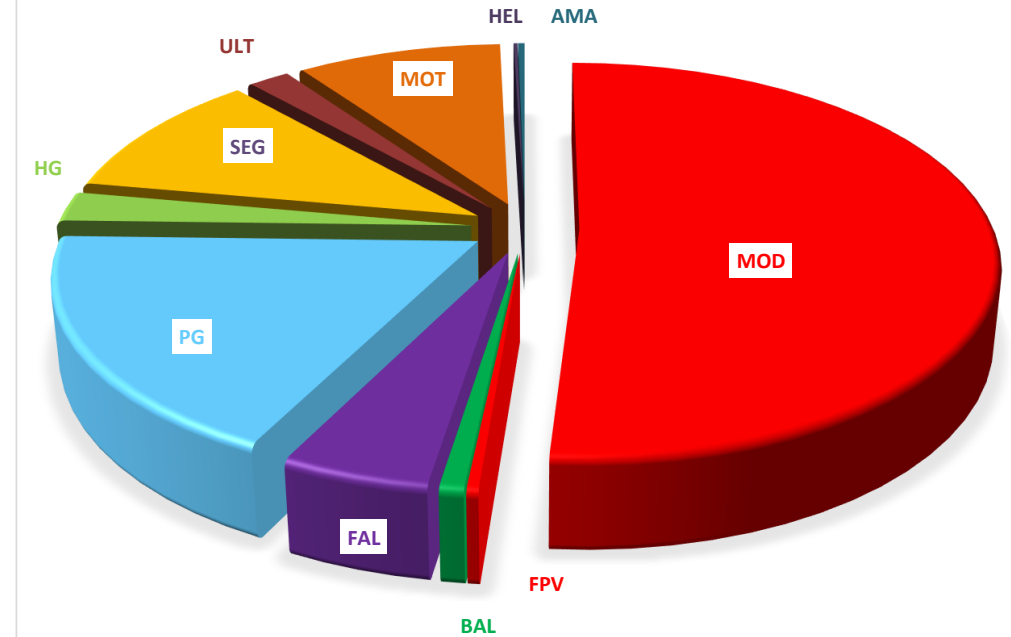
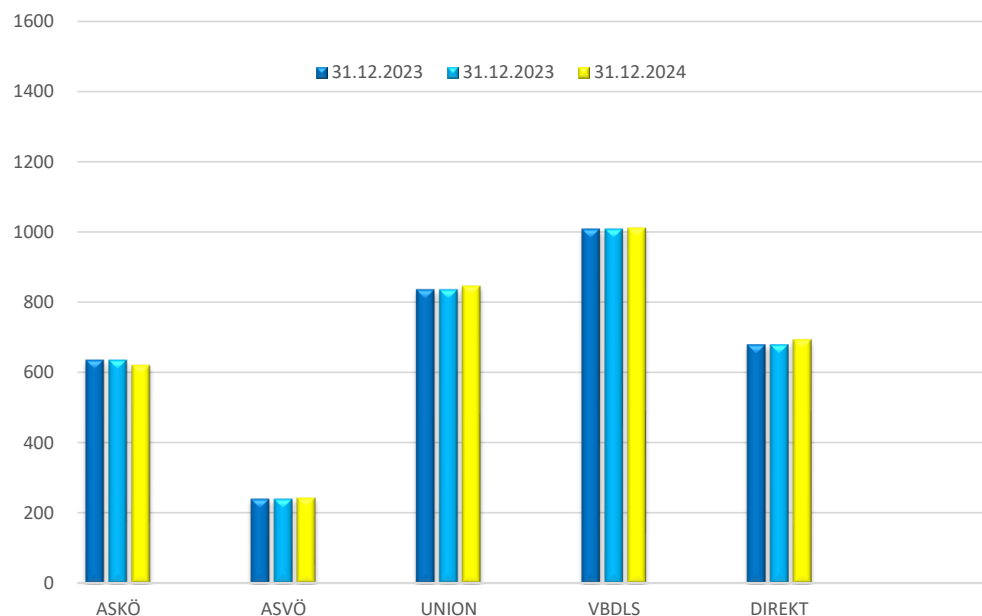


ÖAeC - Mitgliederstatistik



	31.12.2023		31.12.2024	Differenz		Anteil
	31.12.2023	31.12.2023	31.12.2024	MGD	%	
ASKÖ	636	636	621	-15	-2,36	18%
ASVÖ	241	241	244	3	+1,24	7%
UNION	836	836	846	10	+1,20	25%
VBDLS	1.009	1.009	1.011	2	+0,20	30%
DIREKT	680	680	694	14	+2,06	20%
GESAMT	3.402	3.402	3.416	14	+0,41	100%

	31.12.2023		31.12.2024	Differenz		Anteil
	31.12.2023	31.12.2023	31.12.2024	MGD	%	
MOD	2.149	2.149	2.095	-54	-2,51	51%
FPV	8	8	16	8	#####	0%
BAL	39	39	33	-6	-15,38	1%
FAL	188	188	201	13	+6,91	5%
PG	654	654	736	82	+12,54	18%
HG	102	102	99	-3	-2,94	2%
SEG	437	437	430	-7	-1,60	11%
ULT	81	45	76	31	+68,89	2%
MOT	380	380	380	0	+0,00	9%
HEL	9	9	7	-2	-22,22	0%
AMA	11	11	12	1	+9,09	0%
GESAMT	4.058	4.022	4.085	63	1,57	100%

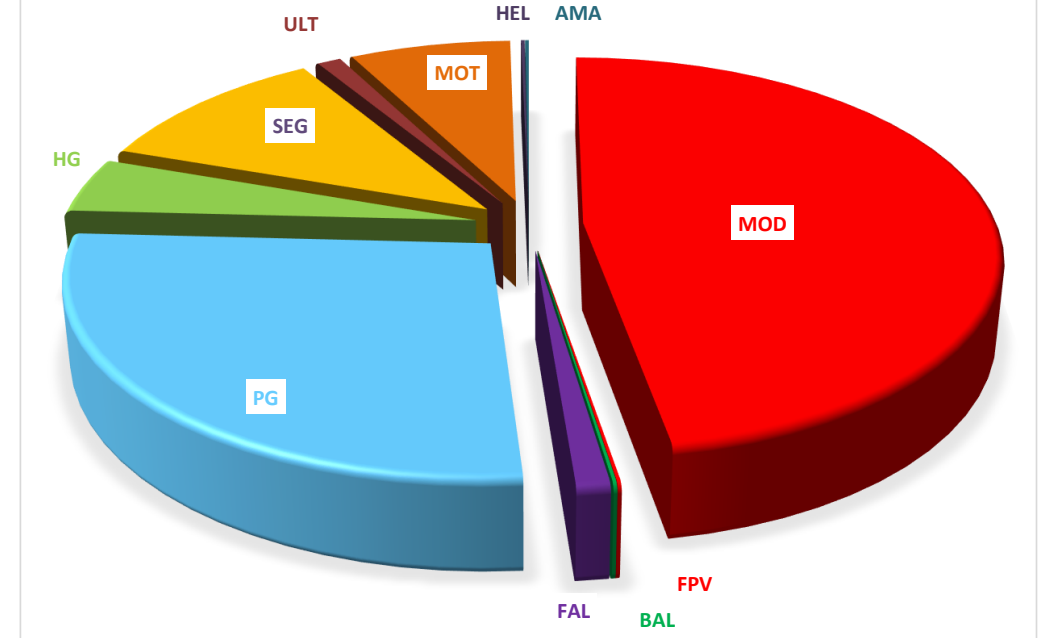
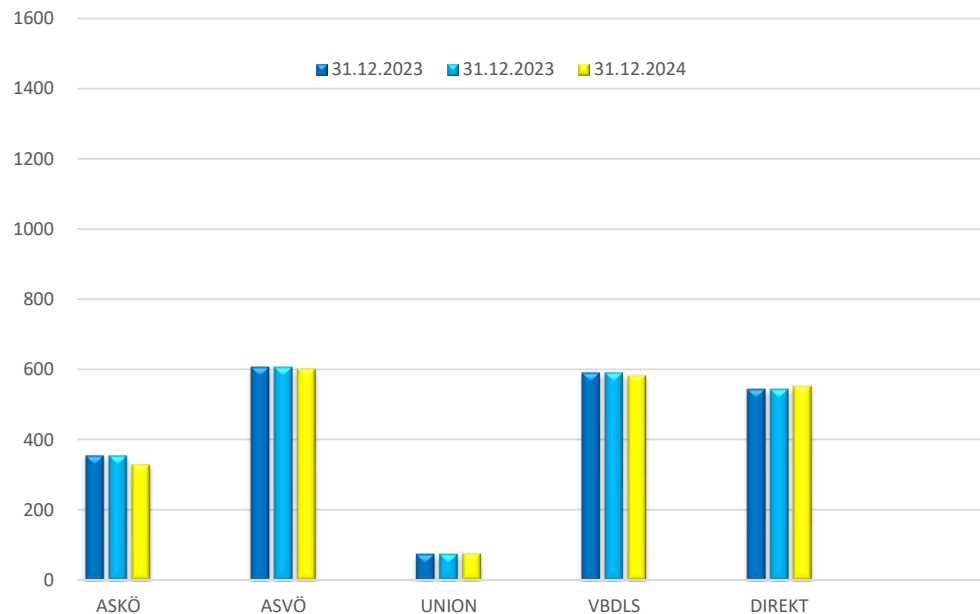


ÖAeC - Mitgliederstatistik



	31.12.2023		31.12.2023	31.12.2024	Differenz		Anteil
	MGD	%	MGD	MGD	MGD	%	
ASKÖ	356	356	330	-26	-7,30	15%	
ASVÖ	608	608	601	-7	-1,15	28%	
UNION	76	76	78	2	+2,63	4%	
VBDLS	592	592	583	-9	-1,52	27%	
DIREKT	545	545	552	7	+1,28	26%	
GESAMT	2.177	2.177	2.144	-33	-1,52	100%	

	31.12.2023		31.12.2023	31.12.2024	Differenz		Anteil
	MGD	%	MGD	MGD	MGD	%	
MOD	1.182	1.182	1.144	-38	-3,21	47%	
FPV	0	0	3	3	#DIV/0!	0%	
BAL	7	7	3	-4	-57,14	0%	
FAL	24	24	27	3	+12,50	1%	
PG	622	622	654	32	+5,14	27%	
HG	109	109	109	0	+0,00	5%	
SEG	265	265	264	-1	-0,38	11%	
ULT	22	13	26	13	#####	1%	
MOT	181	181	177	-4	-2,21	7%	
HEL	4	4	4	0	+0,00	0%	
AMA	5	5	4	-1	-20,00	0%	
GESAMT	2.421	2.412	2.415	3	0,12	100%	

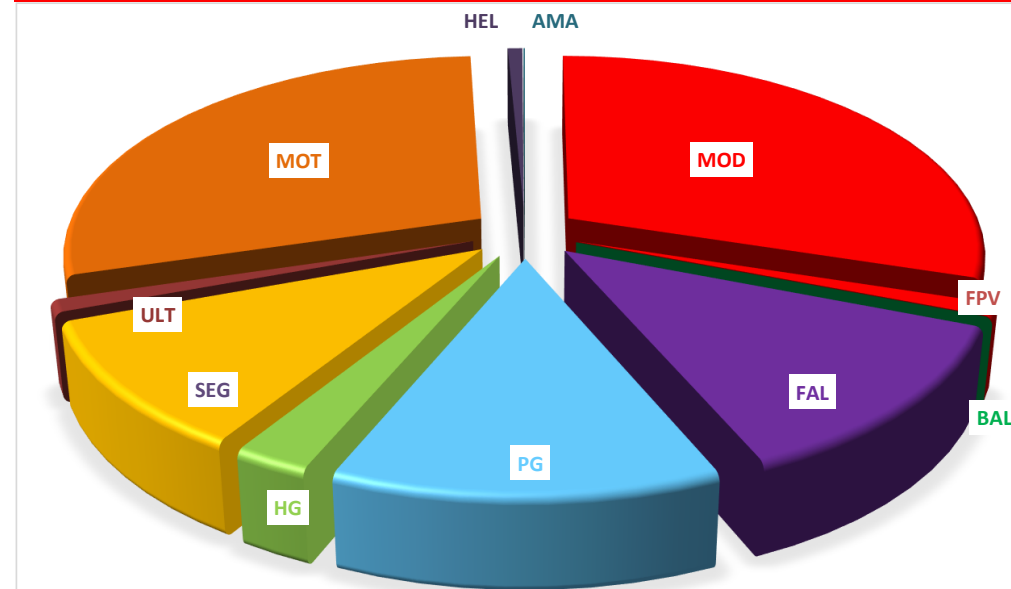
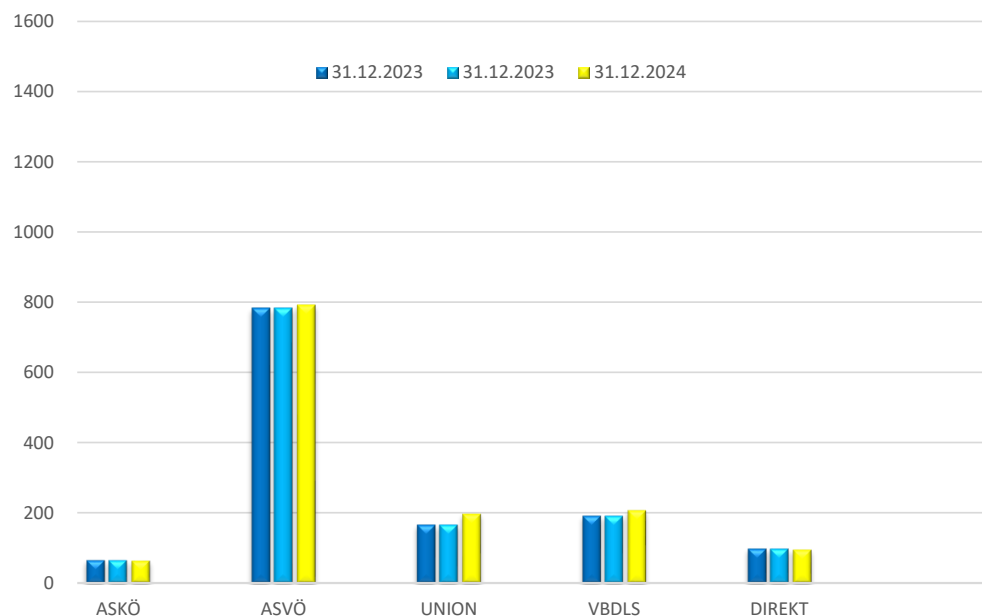


ÖAeC - Mitgliederstatistik



	31.12.2023		31.12.2024	Differenz		Anteil
	31.12.2023	31.12.2023	31.12.2024	MGD	%	
ASKÖ	66	66	65	-1	-1,52	5%
ASVÖ	784	784	792	8	+1,02	58%
UNION	167	167	198	31	+18,56	15%
VBDLS	193	193	208	15	+7,77	15%
DIREKT	99	99	96	-3	-3,03	7%
GESAMT	1.309	1.309	1.359	50	+3,82	100%

	31.12.2023		31.12.2024	Differenz		Anteil
	31.12.2023	31.12.2023	31.12.2024	MGD	%	
MOD	466	466	449	-17	-3,65	30%
FPV	17	17	15	-2	-11,76	1%
BAL	0	0	0	0	#DIV/0!	0%
FAL	157	157	190	33	+21,02	13%
PG	184	184	192	8	+4,35	13%
HG	36	36	38	2	+5,56	3%
SEG	158	158	157	-1	-0,63	10%
ULT	16	13	15	2	+15,38	1%
MOT	402	402	434	32	+7,96	29%
HEL	8	8	10	2	+25,00	1%
AMA	1	1	1	0	+0,00	0%
GESAMT	1.445	1.442	1.501	59	4,09	100%

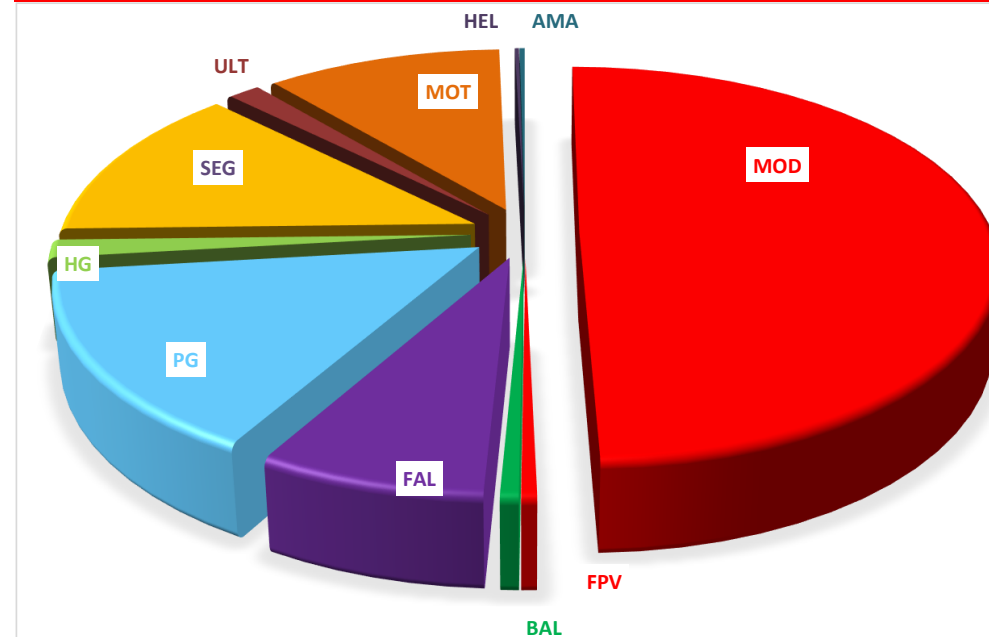
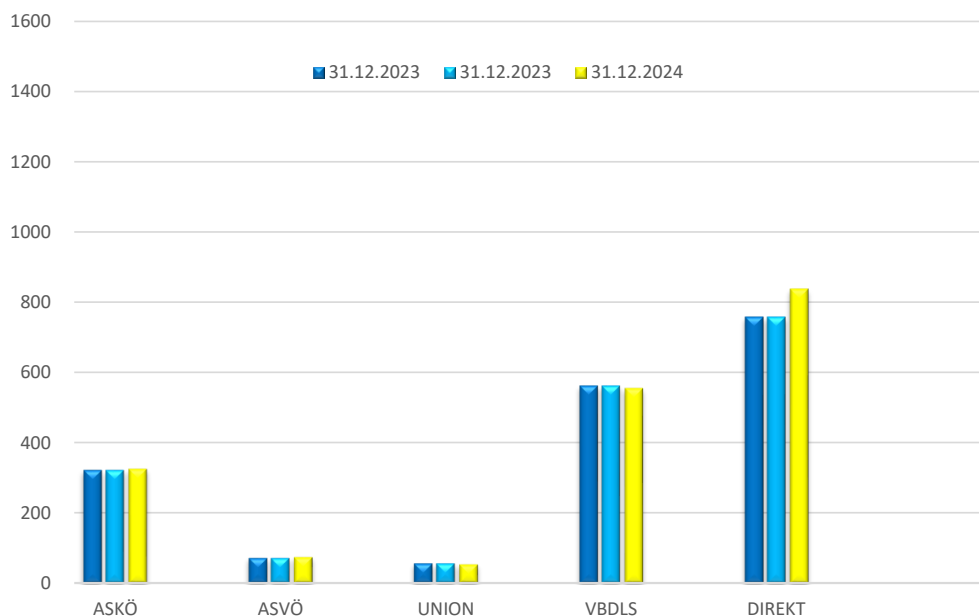


ÖAeC - Mitgliederstatistik



	31.12.2023		31.12.2024	Differenz		Anteil
	31.12.2023	31.12.2023	31.12.2024	MGD	%	
ASKÖ	322	322	325	3	+0,93	18%
ASVÖ	72	72	75	3	+4,17	4%
UNION	57	57	54	-3	-5,26	3%
VBDLS	562	562	554	-8	-1,42	30%
DIREKT	757	757	836	79	+10,44	45%
GESAMT	1.770	1.770	1.844	74	+4,18	100%

	31.12.2023		31.12.2024	Differenz		Anteil
	31.12.2023	31.12.2023	31.12.2024	MGD	%	
MOD	1.067	1.067	1.065	-2	-0,19	50%
FPV	4	4	11	7	#####	1%
BAL	13	13	13	0	+0,00	1%
FAL	146	146	161	15	+10,27	8%
PG	280	280	320	40	+14,29	15%
HG	25	25	31	6	+24,00	1%
SEG	253	253	275	22	+8,70	13%
ULT	26	23	31	8	+34,78	1%
MOT	230	230	230	0	+0,00	11%
HEL	5	5	4	-1	-20,00	0%
AMA	4	4	5	1	+25,00	0%
GESAMT	2.053	2.050	2.146	96	4,68	100%

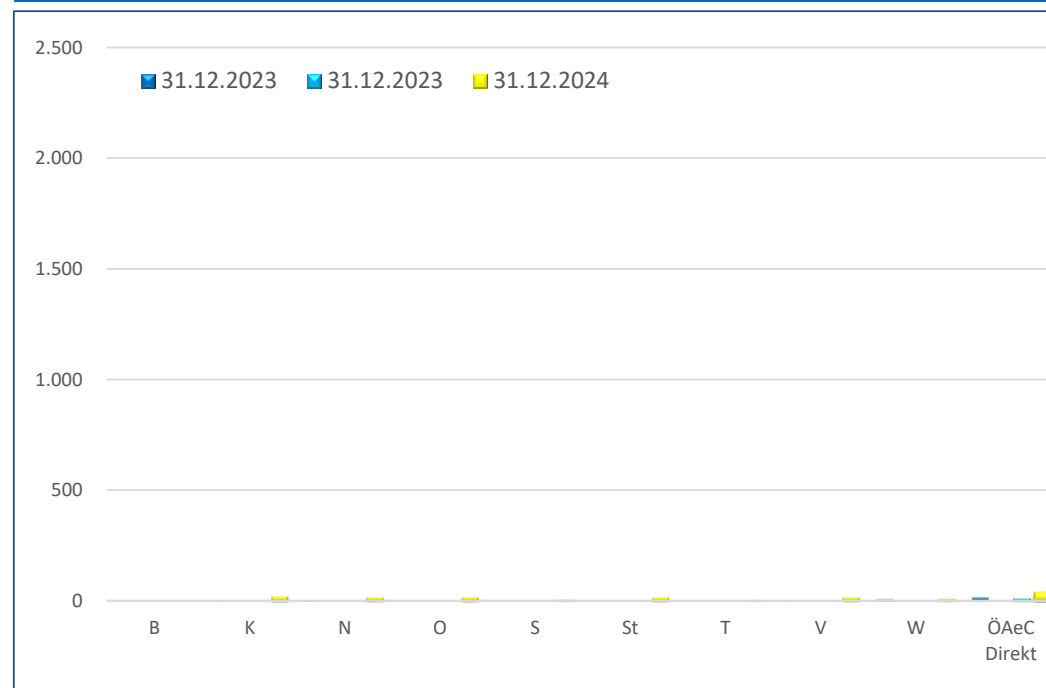
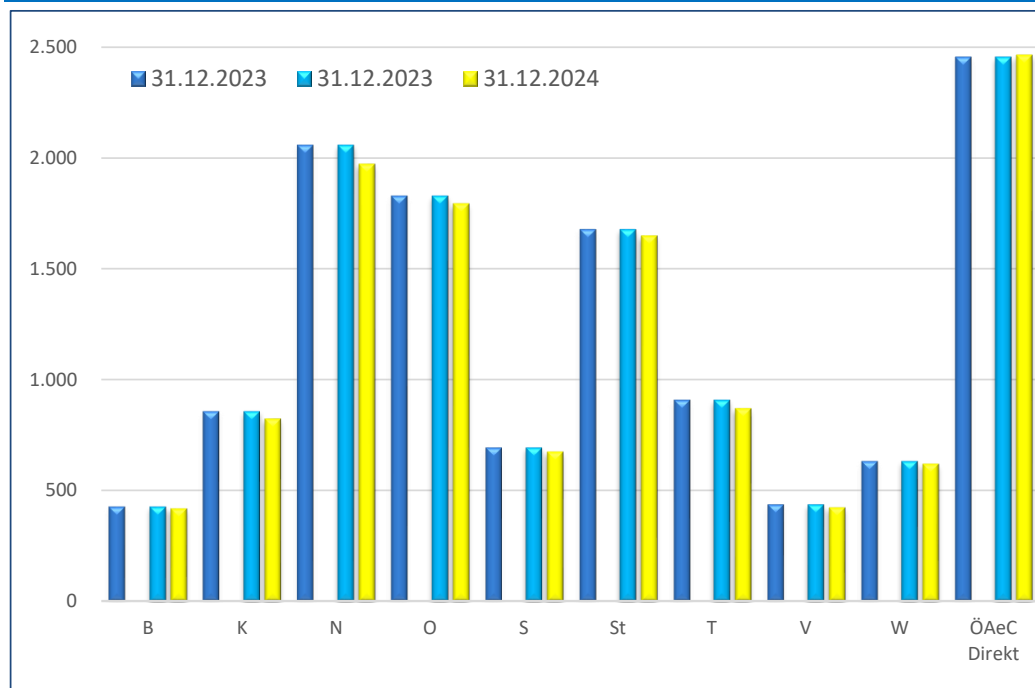


ÖAeC - Mitgliederstatistik



MODELLFLUGSPORT	31.12.2023	31.12.2023	31.12.2024	Differenz zu Vorjahr		Anteil
B	428	428	419	-9	-2%	4%
K	858	858	824	-34	-4%	7%
N	2.057	2.057	1.972	-85	-4%	17%
O	1.828	1.828	1.794	-34	-2%	15%
S	695	695	675	-20	-3%	6%
St	1.678	1.678	1.649	-29	-2%	14%
T	909	909	870	-39	-4%	7%
V	438	438	424	-14	-3%	4%
W	633	633	620	-13	-2%	5%
ÖAeC Direkt	2.453	2.453	2.464	11	0%	21%
GESAMT	11.977	11.977	11.711	-266	-2%	100%

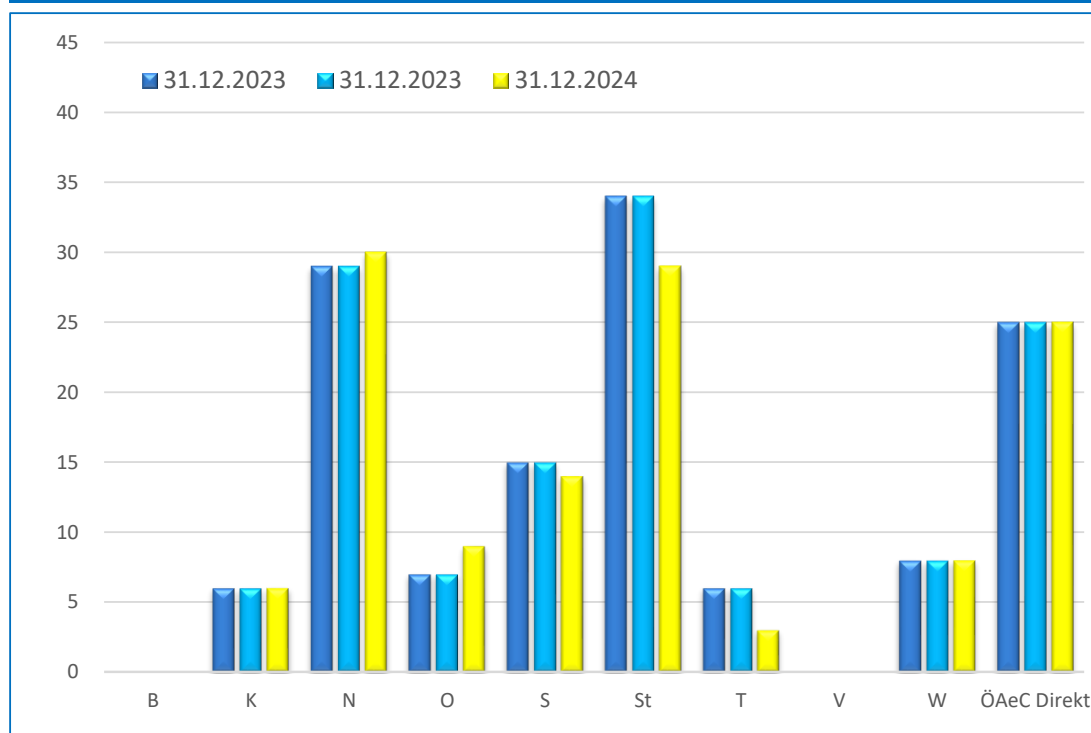
DROHNEN - FPV	31.12.2023	31.12.2023	31.12.2024	Differenz zu Vorjahr		Anteil
B	0	0	0	0	#DIV/0!	0%
K	1	0	21	20	#DIV/0!	14%
N	2	0	16	14	#DIV/0!	11%
O	0	0	17	17	#DIV/0!	12%
S	1	0	6	5	#DIV/0!	4%
St	0	0	16	16	#DIV/0!	11%
T	0	0	3	3	#DIV/0!	2%
V	2	0	15	13	#DIV/0!	10%
W	4	0	11	7	#DIV/0!	8%
ÖAeC Direkt	10	10	41	31	310%	28%
GESAMT	20	10	146	126	1360%	100%



ÖAeC - Mitgliederstatistik



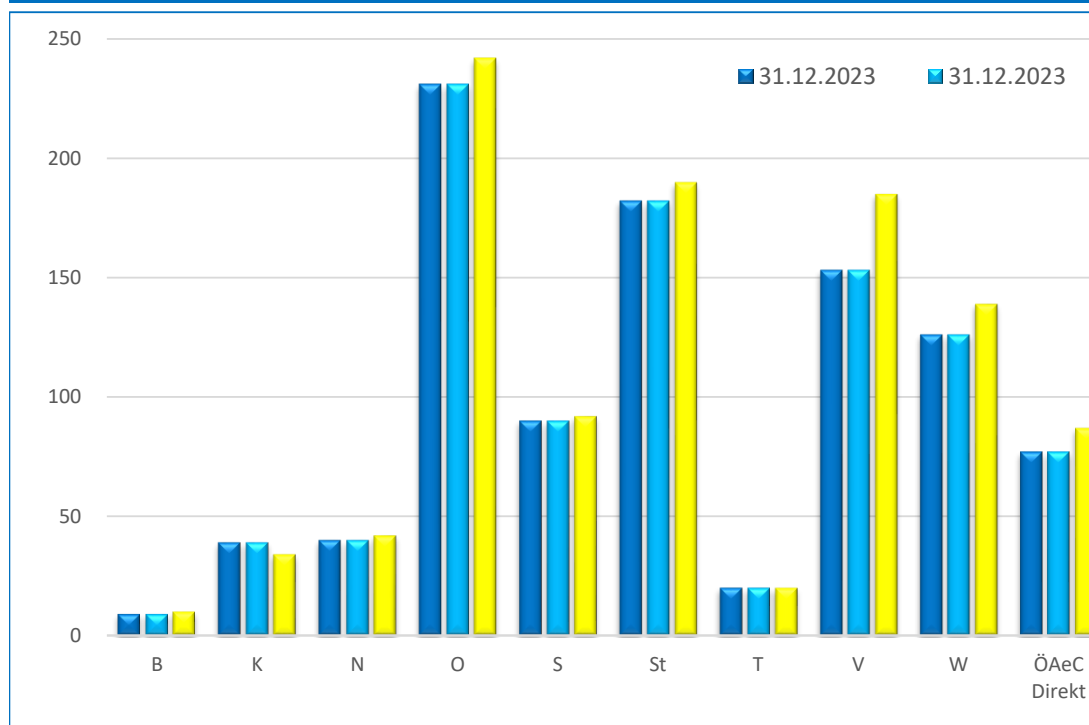
BALLONFAHRT	31.12.2023	31.12.2023	31.12.2024	Differenz zu Vorjahr		Anteil
	B	0	0	0	0	#DIV/0!
K	6	6	6	0	0%	5%
N	29	29	30	1	3%	24%
O	7	7	9	2	29%	7%
S	15	15	14	-1	-7%	11%
St	34	34	29	-5	-15%	23%
T	6	6	3	-3	-50%	2%
V	0	0	0	0	#DIV/0!	0%
W	8	8	8	0	0%	6%
ÖAeC Direkt	25	25	25	0	0%	20%
GESAMT	130	130	124	-6	-5%	100%



ÖAeC - Mitgliederstatistik



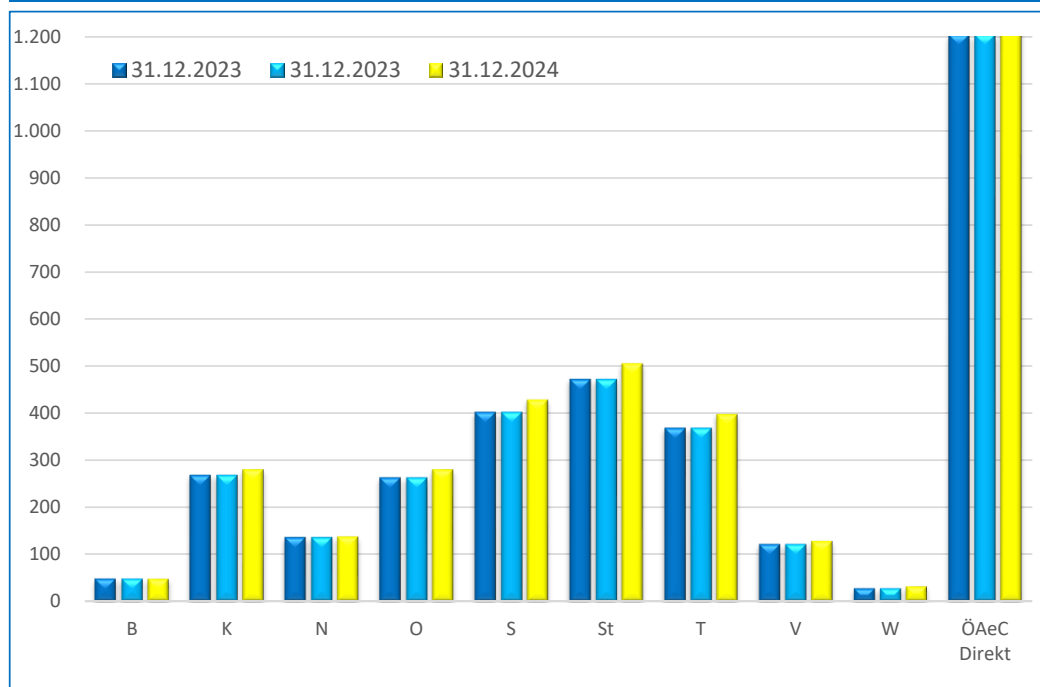
FALLSCHIRMSPRINGEN		31.12.2023	31.12.2023	31.12.2024	Differenz zu Vorjahr		Anteil
	B	9	9	10	1	11%	1%
	K	39	39	34	-5	-13%	3%
	N	40	40	42	2	5%	4%
	O	231	231	242	11	5%	23%
	S	90	90	92	2	2%	9%
	St	182	182	190	8	4%	18%
	T	20	20	20	0	0%	2%
	V	153	153	185	32	21%	18%
	W	126	126	139	13	10%	13%
ÖAeC Direkt	77	77	87	10	13%	8%	
GESAMT	967	967	1.041	74	8%	100%	



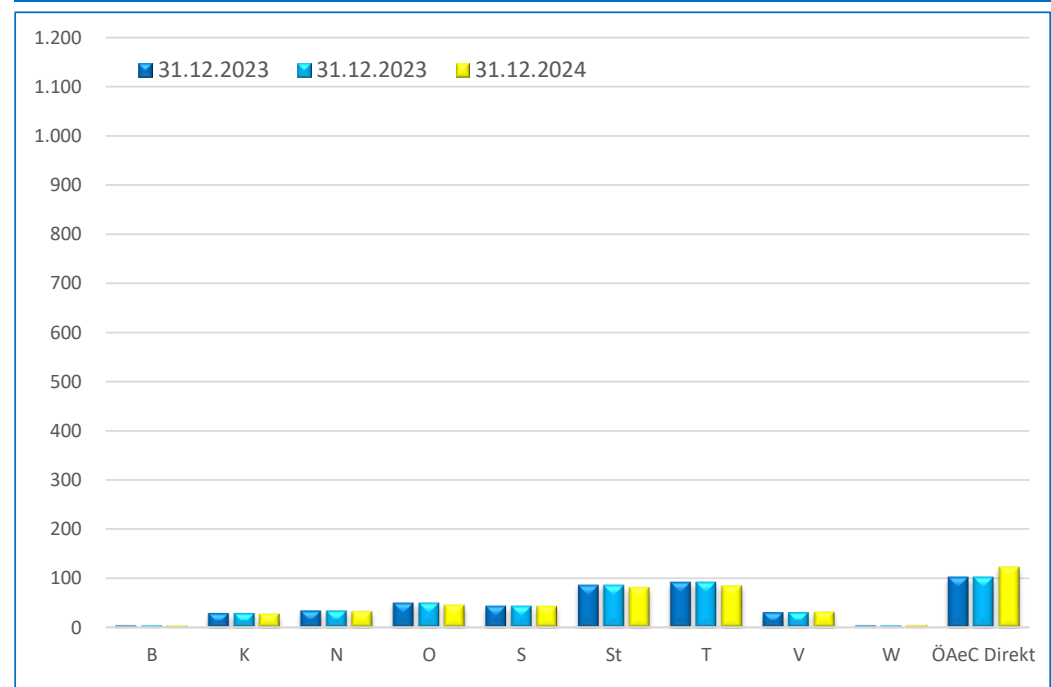
ÖAeC - Mitgliederstatistik



PARAGLEITEN	31.12.2023		31.12.2023	31.12.2024	Differenz zu Vorjahr		Anteil
B	49	49		48	-1	-2%	1%
K	269	269		281	12	4%	8%
N	137	137		138	1	1%	4%
O	264	264		281	17	6%	8%
S	403	403		429	26	6%	12%
St	473	473		506	33	7%	14%
T	369	369		398	29	8%	11%
V	122	122		129	7	6%	4%
W	28	28		32	4	14%	1%
ÖAeC Direkt	1.204	1.204		1.335	131	11%	37%
GESAMT	3.318	3.318		3.577	259	8%	100%



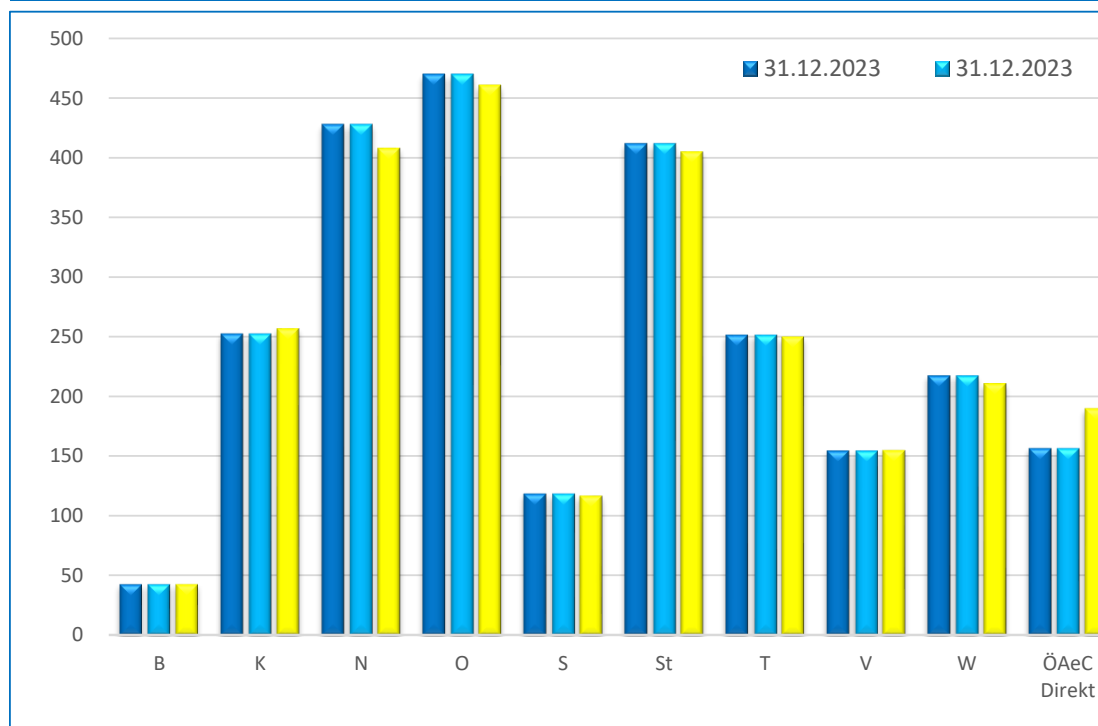
HÄNGEGLEITEN	31.12.2023		31.12.2023	31.12.2024	Differenz zu Vorjahr		Anteil
B	4	4		4	0	0%	1%
K	29	29		28	-1	-3%	6%
N	34	34		33	-1	-3%	7%
O	50	50		46	-4	-8%	10%
S	44	44		44	0	0%	9%
St	86	86		82	-4	-5%	17%
T	92	92		85	-7	-8%	18%
V	31	31		32	1	3%	7%
W	4	4		5	1	25%	1%
ÖAeC Direkt	102	102		123	21	21%	26%
GESAMT	476	476		482	6	1%	100%



ÖAeC - Mitgliederstatistik



	31.12.2023		31.12.2023	31.12.2024	Differenz zu Vorjahr		Anteil
SEGELFLUG	B	43	43	43	0	0%	2%
	K	253	253	257	4	2%	10%
	N	428	428	408	-20	-5%	16%
	O	470	470	461	-9	-2%	18%
	S	119	119	117	-2	-2%	5%
	St	412	412	405	-7	-2%	16%
	T	252	252	250	-2	-1%	10%
	V	155	155	155	0	0%	6%
	W	218	218	211	-7	-3%	8%
	ÖAeC Direkt	157	157	190	33	21%	8%
GESAMT	2.507	2.507	2.497	-10	0%	100%	

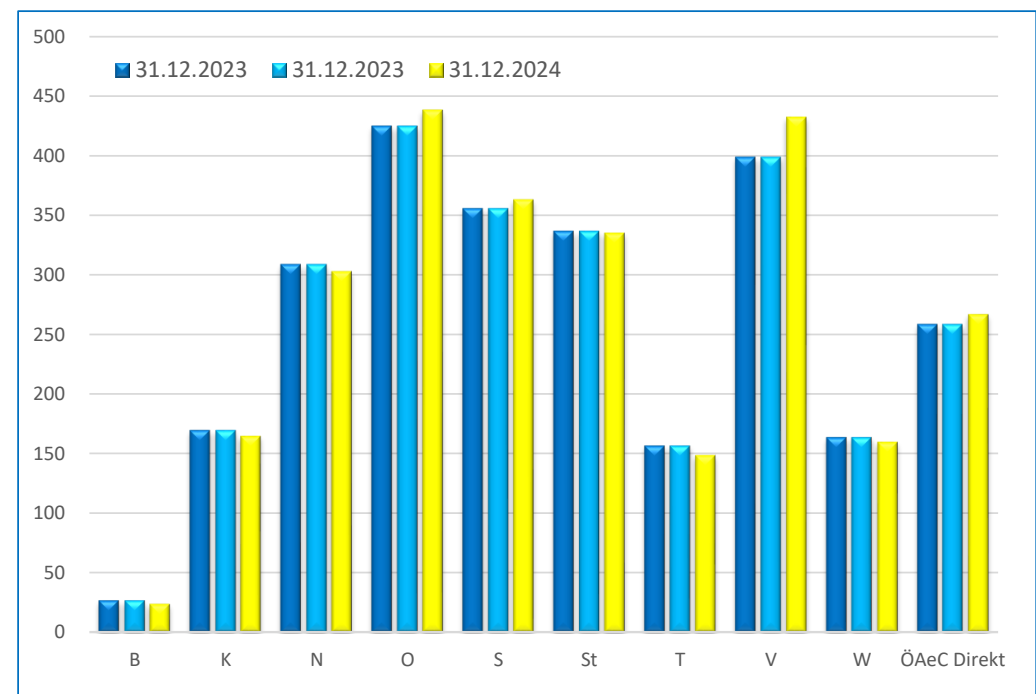
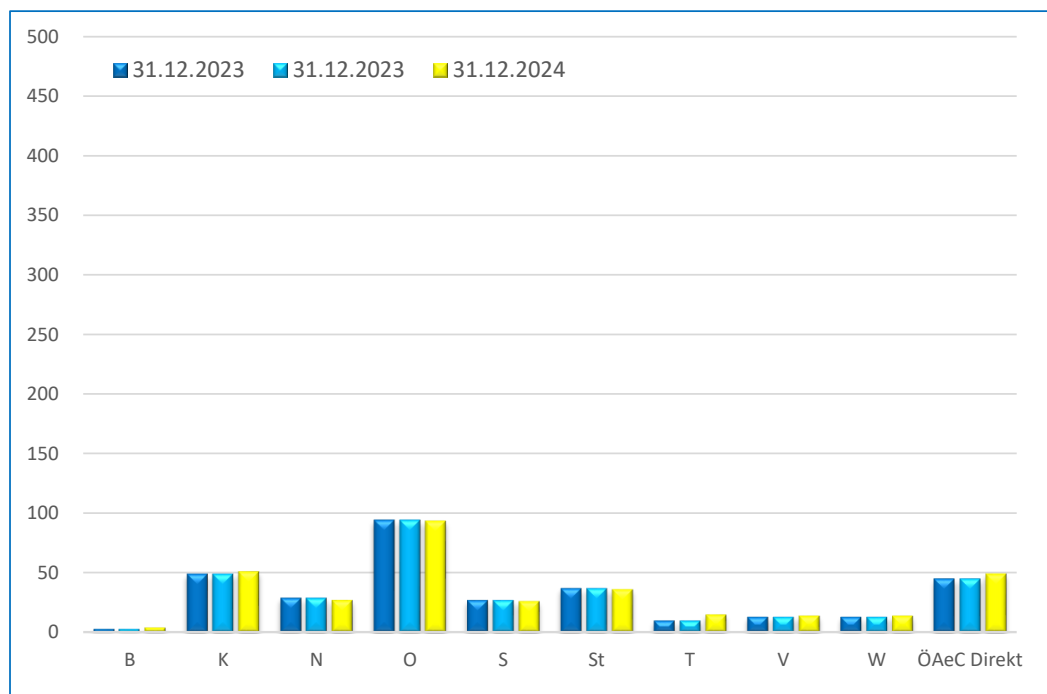


ÖAeC - Mitgliederstatistik



	31.12.2023		31.12.2023	31.12.2024	Differenz zu Vorjahr		Anteil
ULTRALEICHT	B	3	3	4	1	33%	1%
	K	49	49	51	2	4%	16%
	N	29	29	27	-2	-7%	8%
	O	94	94	93	-1	-1%	28%
	S	27	27	26	-1	-4%	8%
	St	37	37	36	-1	-3%	11%
	T	10	10	15	5	50%	5%
	V	13	13	14	1	8%	4%
	W	13	13	14	1	8%	4%
	ÖAeC Direkt	45	45	49	4	9%	15%
GESAMT	320	320	329	9	3%	100%	

	31.12.2023		31.12.2023	31.12.2024	Differenz zu Vorjahr		Anteil
MOTORFLUG	B	27	27	24	-3	-11%	1%
	K	170	170	165	-5	-3%	6%
	N	309	309	303	-6	-2%	11%
	O	425	425	438	13	3%	17%
	S	356	356	363	7	2%	14%
	St	337	337	335	-2	-1%	13%
	T	157	157	149	-8	-5%	6%
	V	399	399	432	33	8%	16%
	W	164	164	160	-4	-2%	6%
	ÖAeC Direkt	259	259	267	8	3%	10%
GESAMT	2.603	2.603	2.636	33	1%	100%	



ÖAeC - Mitgliederstatistik



	31.12.2023		31.12.2023	31.12.2024	Differenz zu Vorjahr		Anteil
B	1	1		0	-1	-100%	0%
K	1	1		1	0	0%	2%
N	4	4		5	1	25%	9%
O	5	5		7	2	40%	13%
S	16	16		9	-7	-44%	16%
St	7	7		5	-2	-29%	9%
T	4	4		4	0	0%	7%
V	8	8		10	2	25%	18%
W	1	1		1	0	0%	2%
ÖAeC Direkt	14	14		14	0	0%	25%
GESAMT	61	61		56	-5	-8%	100%

	31.12.2023		31.12.2023	31.12.2024	Differenz zu Vorjahr		Anteil
B	1	1		1	0	0%	1%
K	1	1		2	1	100%	3%
N	24	24		25	1	4%	33%
O	12	12		11	-1	-8%	15%
S	3	3		5	2	67%	7%
St	9	9		9	0	0%	12%
T	4	4		3	-1	-25%	4%
V	1	1		1	0	0%	1%
W	2	2		2	0	0%	3%
ÖAeC Direkt	14	14		16	2	14%	21%
GESAMT	71	71		75	4	6%	100%

