



ÖSTERREICHISCHER AERO-CLUB

SEKTION FAA Blattgasse 6, A-1030 WIEN

Sicherheitsmitteilung SM 060602

Datum: 08.06.2006

Hersteller: Parachutes de France

Easa Bulletin: AD No : 2006 - 0160-E

Betroffene Systeme: Techno240

Betrifft:


Anweisungen für die Aufhebung vom Sprungverbot Reservefallschirm Techno240

Maßnahme: Herstelleranweisung BSV_06_001 ausführen

Wirksamkeit: Sofort

Anlagen: AD No : 2006 - 0160-E

BSV_06_001 von 08/06/06

EASA	EMERGENCY AIRWORTHINESS DIRECTIVE	
	<p>AD No : 2006 - 0160-E</p> <p>Date: 8 June 2006</p>	
No person may operate an aircraft to which an Airworthiness Directive applies, except in accordance with the requirements of that Airworthiness Directive unless otherwise agreed with the Authority of the State of Registry.		
Type Approval Holder's Name : Parachutes de France	Type/Model designation(s) : Techno 240	
ETSO Number : DGAC France F.O.095		
Foreign AD : not applicable		
Supersedure: EASA AD No. 2006-0105-E initial issue		
ATA 25	Equipment – Reserve Parachute - Mandatory Packing Modifications, Slider and Steering Lines Replacement	
Manufacturer:	Parachutes de France SA	
Applicability:	Techno 240-B, P/N: R 01-240-B – All serial numbers – Reserve Parachute	
Reason:	<p>A slow deployment of the reserve canopy TECHNO 240-B has been detected. The opening altitude loss / opening time requirement is not met.</p> <p>AD No : 2006-0105-E is superseded as the manufacturer has issued a Service Bulletin, as mentioned below, solving the unsafe condition.</p>	
Effective Date:	8 June 2006	
Compliance:	<p>Accomplish the following before the next use:</p> <ul style="list-style-type: none"> - replace the slider and the steering lines as defined by Service Bulletin BSV_06_001 and use only the packing method as defined by that Service Bulletin. 	
Ref. Publications:	Parachute de France BSV_06_001 dated 08/06/06 or later approved revisions.	



Remarks :	<ol style="list-style-type: none">1. If requested and appropriately substantiated the responsible EASA manager for the related product has the authority to accept Alternative Method of Compliance (AMOCs) for this AD.2. The safety assessment has requested not to implement the full consultation process and an immediate publication and notification.3. Enquiries regarding this AD should be addressed to Mr. M. Capaccio, AD Focal Point, Certification Directorate, EASA. E-mail: ADs@easa.europa.eu.4. For any question concerning the technical content of the requirements in this AD, please contact Parachutes de France, 2 rue Denis Papin, Jouy le Moutier, 95031 Cergy Pontoise, France, phone: +33 1 3432 7777, fax: +33 1 3432 7317, E-mail: infopdf@zodiac.com
-----------	--

PARACHUTES DE FRANCE 2 rue Denis Papin Jouy le Moutier 95031 Cergy Pontoise Tél. 33 1 34 32 77 77 Fax 33 1 34 32 73 17	<h2 style="margin: 0;">Service Bulletin</h2> <p style="margin: 0;">Title : Evolution of the TECHNO 240-B</p>	IGQ_MNG_MQL_004_ENR01 Version 1 du 17/01/06 BSV_06_001 Date: 08/06/06 Page 1/4
--	--	--

Block 1	<u>Technical Background</u>	
a)	Applicability	: All TECHNO 240-B. Part Number : R01-240-B.
b)	Reason	: During dummy tests, a slow deployment of a TECHNO 240-B has been detected.
c)	Description	: Slider and main steering lines replacement, packing modification
d)	Compliance	: Mandatory before any use of a TECHNO 240-B.
e)	Approval	: The technical data have been approved by Parachutes de France in accordance with § 21A.611 of the regulation Part 21. The implementation of this Service Bulletin is made compulsory by the Airworthiness Directive No 2006-0160-E from EASA
f)	Labour	: Qualified riggers or packers.
g)	Weight and balance	: Non applicable
h)	Reference document	: FEE (Equipment Evolution Leaflet) # 224
i)	Publication concerned	: owner's manual for TECHNO240 Ed. 01, Juil. 2003 P/N/P9009111410 cancelled, owner's manual for TECHNO reserve canopy Ed 05, Nov 2000 P/N: P9009111400 to be used
j)	Interchangeability	: Non applicable

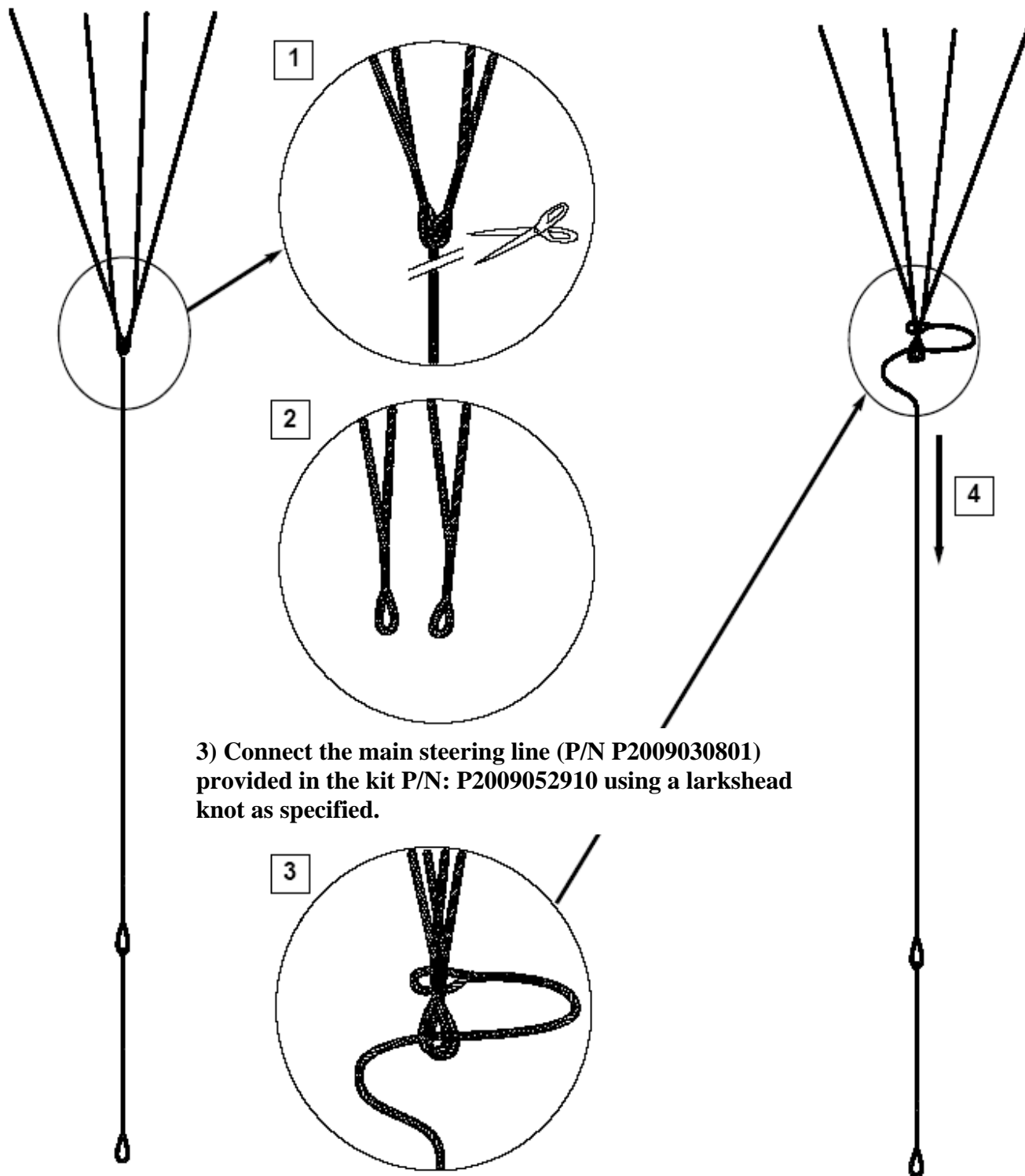
Block 2	<u>Information about equipment</u>	
a)	Material	: KIT TECHNO 240-C (P/N:P2009052910) including - P/N: P2008036202: Slider 57x74x10 - P/N: P2009030801: Steering lines set Techno 240-C - P/N: P9009111400: owner's manual for all Techno reserve canopies (paper or numeric support)
b)	Supplier	: Parachutes de France, 2 rue Denis Papin Jouy le Moutier, 95031 Cergy Pontoise Cedex France web site : www.parachutes-de-France.com e-mail : infopdf@zodiac.com tel : +33 (0)1 34 32 77 77 Fax : +33 (0)1 34 32 73 17

Block 3	<u>Accomplishment instructions :</u>	
According to instruction and drawings (page 2 to 4)		

Block 4	Diffusion		Block 5	Quality&Technical Departments Approvals		
EASA – DGAC – GSAC – FFP		Date		Name		Visa
PF – ARZ – Distributeurs – Utilisateurs		08/06/2006		CHAVANON P.		
		08/06/2006		DELAHOUCHE B.		

STEP A - STEERING LINES REPLACEMENT:

1) and 2) Cut the steering line of canopy at the specified point to remove main steering line from secondary



3) Connect the main steering line (P/N P2009030801) provided in the kit P/N: P2009052910 using a larkshead knot as specified.

4) Hold the larkshead knot tight.
Carry out same operations to the opposite steering line.

Service Bulletin

Title : Evolution of the TECHNO 240-B

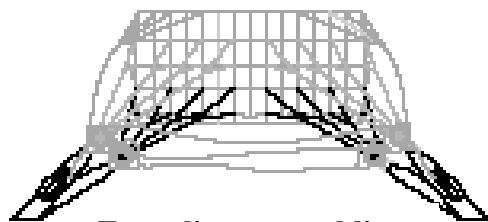
STEP B - SLIDER REPLACEMENT:

- 1) Remove the original slider of canopy.
(P/N:P2008036600, identification stamp 57-74 CR)

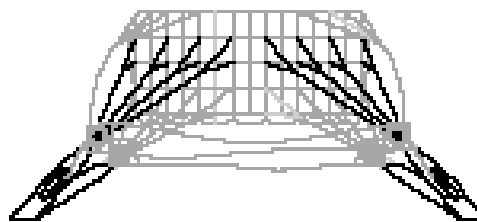
Install the slider provided in retrofit kit
(P/N:P2008036202: identification stamps 57x74x10)

Before installation, the canopy must be inspected and checked.
Installation and packing implies that the canopy, its components and accessories are in perfect condition and airworthy.

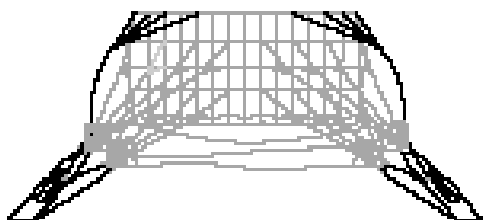
- 2) Connect the canopy to the rig.
- 3) Check the canopy connection to risers with the following drawing:



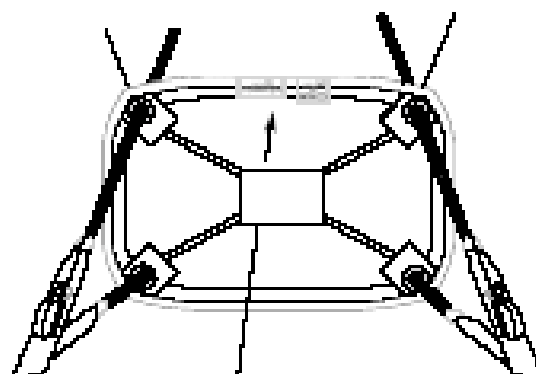
Front lines assembling



Rear lines assembling



Steering lines assembling



Check of slider position
The identification stamp shall be placed
between rear risers toward top direction.
(lower surface side)

STEP C - PACKING:

Pack the canopy following the packing stages described in the owner's manual for all Techno reserve canopies (P/N: P9009111400 provided in the kit TECHNO 240-C)

This new packing is a important component of the evolution applied to the canopy to verify the maximum operating limits.

This manual cancels and replaces all precedents issues.

The recommendations of this manual must be applied to all TECHNO 240 in service.

STEP D - MARKING:

WARNING

1) Identify the compliance of canopy to the present service bulletin by modification of the P/N inscription on marking label located on the center trailing edge
Replace "R01-240-B" (or 218) by "R01-240-C"

MODEL TECHNO (218)	DATE OF
PN R 01-240 B C	SERIAL
MAX. EMPLOYMENT SPEED	
Maximum d'utilisation	

2) The packing data card must be annotated with the present service bulletin
BSV_06_001