



ÖSTERREICHISCHER AERO-CLUB

SEKTION FAA Blattgasse 6, A-1030 WIEN

Sicherheitsmitteilung
SM 202102

Datum: 15.02.2021

Bezug: FFP: CN-F-2021-001-0-UPT-Vector-SE,
www.uptvector.com/2021/02/11/vector-se-student-reserve-issue
INSTRUCT.-V3SE-Reserve-Pin-Cover-Field-Modification-REV-1

Betroffene Muster:

United Parachute Technologies, LLC. (UPT) Vector Schulgurtzeuge: SE 360-1 SE 360-2, SE 360-3, SE 361, SE 364, SE 364-1 vom Baujahr Mai 2013 bis Januar 2021.

Status: verpflichtend vorm nächsten Sprung, **mandatory**

Grund: Dem Hersteller UPT wurde seitens der französischen Behörde detaillierte Informationen über die mögliche Störung des Reservefallschirmcontainers gemeldet. Im Zuge der Untersuchungen hat UPT die Halter verständigt diese Systeme vor endgültiger Abklärung nicht mehr zu springen.

Maßnahme:

In weiterer Folge arbeitet der Hersteller daran, direkt mit den Haltern zu kommunizieren und die betroffene Reserveklappe auf Herstellerkosten zu ersetzen. Hierzu kann das betroffene Gurtzeug zur Modifikation direkt zum Hersteller gesandt werden, bitte dies direkt mit dem Hersteller absprechen.

Es besteht auch die Möglichkeit, die modifizierte Reserveklappe durch den Hersteller UPT zugesandt zu bekommen und diese durch einen „Master Rigger“ oder „äquivalent“ (ÖeAC Systembetreuer §74 ZLPV mit entsprechenden erweiterten Kenntnissen gemäß LTH 73) zu tauschen.

Sollte das System nicht eingesandt werden oder die Reserveklappe noch nicht gegen die modifizierte Original-Austauschklappe des Herstellers getauscht worden sein, so besteht weiters die Möglichkeit diese entsprechend der Anleitung „INSTRUCT-V3SE-Reserve-Pin-Cover-Field-Modifikation-REV-1-X“ vorübergehend zu modifizieren. Dies erlaubt eine weitere Nutzung des Schulcontainers bis zum endgültigen Abschluss der Modifikation, mit Tausch durch Originalreserveklappe.

Die Durchgeführte „Field Modifikation“ sowie der endgültige Abschluss aller Arbeiten sind zu dokumentieren.

Verteiler: Systembetreuer, Vereine/Clubs/Schulen, Sektionsleiter, Händler,

FAA Österreichischer Aeroclub



HRIBERNIK Michael,



VECTOR 3SE RESERVE PIN COVER FIELD MODIFICATION

Overview

Modification of the bottom tuck tab of the Vector 3 SE Reserve Pin Cover for container sizes V360-1, V360-2, V360-3, V361, V364 and V364-1 built between May 2013 and January 2021.

The Bottom tuck tab is trimmed back 3/8" (9mm)

This work must be performed by a certified Master rigger.

Machines/Tools required

Single needle 301 sewing machine

Snips or scissors

Heavy duty scissors

Seam ripper

Hot knife

Lighter


ENGINEERING DEPARTMENT

1645 LEXINGTON AVENUE ♦ DELAND FL 32724-2106 ♦ TELEPHONE +1 386 736 7589 ♦ FAX +1 386 734 7537

upt@uptvector.com ♦ www.uptvector.com

INSTRUCT. V3SE Reserve Pin Cover Field Modification REV 1.docx

Procedure




Identify the Reserve Pin Cover flap bottom "Tuck Tab".



Using either snips or a seam ripper, carefully unpick the binding tape stitching from the bottom edge of the flap.



Remove all stitching up to the folded corners.



From the bottom edge of the flap, measure 3/8" (9mm) as shown and mark a line across the flap as shown.



Using heavy scissors, carefully cut and remove the end of the tuck tab.




Sear the cut nylon material and binding tape to stop any fraying.

This is done using a hot knife and 45-degree angle to sear the material to the MDS plastic stiffener. Repeat on both sides of the flap.

If a hot knife isn't available, use a lighter to seal the materials and thread as best as possible.



The corners should also be free of any sharp edges.



Using E thread and starting at the top of the Tuck Tab stiffener, begin sewing on the OUTER stitch row of the binding tape.

Follow the indicated stitch pattern.



Next, move the INNER stitch row of the binding tape and repeat following the indicated stitch pattern.

VECTOR SE (STUDENT) RESERVE ISSUE

It has recently come to our attention that a range of Vector SE student containers built between May 2013 and January 2021 are facing potential problems with reserve deployment. At this time, UPT engineers have reviewed and tested the reserve deployment and have found that the following sizes are affected: SE 360-1 SE 360-2, SE 360-3, SE 361, SE 364 and SE 364-1. We have determined the problem and are carrying out the solution as quickly as possible.

Customers who purchased the affected sizes of Vector SE containers during that time period have been contacted directly. We are in the process of building new reserve flaps which we will be shipping out to these customers for installation over the next 2 weeks. The containers can also be returned to UPT for installation of the new reserve pin cover flap.

In the short term we can offer a temporary field modification for the affected range of containers, please see the attached work instructions for this repair. If you wish to use these SE's in the interim before the new reserve pin covers can be installed, it is mandatory that you perform this temporary field modification. The fix must also be performed by a certified master rigger, or foreign equivalent.

In addition to addressing the reserve pin cover, we also ask that our customers ensure that reserve closing loop lengths are within the recommended range outlined in the Vector Manual. Please refer to the Vector 3 manual under the Reserve Packing Manual section, page 33 (the SE manual is an addendum to this) where it states "NOTE: The pre-stretched reserve closing loop will measure 4 ½ inch +/- ½ inch." A correct reserve closing loop length is needed to ensure the proper operation of this system.

We apologize for this situation and are doing everything possible for a fast but correct resolution.